

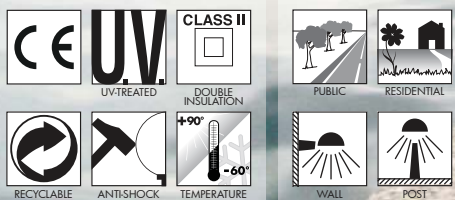
SAURO E27

CLASSIC BOLLARD

Bollard range in classic style made of shockproof resin material, UV-rays stabilized, rust and corrosion-free. Provided with E27 lampholder and prepared for ballast and louvre fixation. Insulation class II, protection rating IP55.

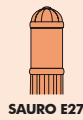
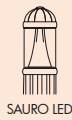
Gamma di bollard in stile classico, realizzata in resina antiurto, stabilizzata ai raggi UV, inattaccabile da ruggine e corrosione. Fornito con portalamпада E27 e predisposto per il fissaggio dei reattori e del frangiluce. Classe di isolamento II, grado di protezione IP55.

D15.554.FC1



MADE IN ITALY

BULKHEAD
FLOODLIGHT
IN-GROUND
BRICKLIGHT
BOLLARDS
GARDEN
URBAN CLASSIC
URBAN MODERN
HIGH-BAY
POST
LAMPS



SAURO COMPONENTS

IP55



CAP locked to the diffuser and made of shockproof resin material. To be removed for relamping by the supplied hexagonal key for locking screws.

CALOTTA fissata al diffusore e realizzata in resina antiurto. Rimovibile tramite vite di sicurezza per permettere il cambio della lampadina.

DIFFUSER made of UV-rays stabilized polymethylmethacrylate (PMMA), available in clear or opal colour.

DIFFUSORE in polimetilmetacrilato (PMMA) resistente all'ingiallimento ed ai raggi UV, disponibile in colore trasparente o opale.

LOUVRE (Optional) with a laminar symmetrical optic system, to direct the lighting output and to get a lower dazzle. Available in white resin material or in chrome aluminium. Recommended use with clear diffuser bollard.

FRANGILUCE (Optional) con sistema ottico lamellare a ripartizione simmetrica, per orientare il fascio di luce e ridurre l'abbagliamento, disponibile nella versione in resina bianca o in alluminio cromato (utilizzo raccomandato con diffusore trasparente).

CLOSED RING
White Resin
(H.FRA.D15)



CLOSED RING
Aluminium Chrome
(H.FC1)



CONNECTION RING provided with E27 lampholder seat in its upper side and equipped as an option with metal plate suitable for ballast fixation on its lower side.

GHIERA di raccordo nella cui parte superiore si trova l'alloggiamento del portalampada E27e nella cui parte inferiore possono essere fissati gli ausiliari elettrici su apposita piastra metallica (opzionale).

SAURO

— 150 —



Dimensions

Height: 500/800/1100 mm

Moulded colours:

- Black
- White
- Grey

Painted colours:

- Antique green
- Antique bronze

Diffuser PMMA:

- Clear
- Opal

E27

*ADD. SUFFIX

Bollard supplied with E27 lampholder. Provided as an option with ballast kit for SON-HQI lamps.

E27
(GLS-CFL-LED)

max 100W
max 190 mm
↔

.E27



E27
WITH
BALLAST

SON 70W

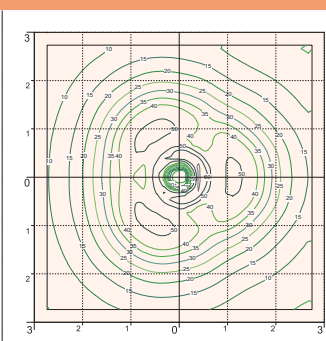
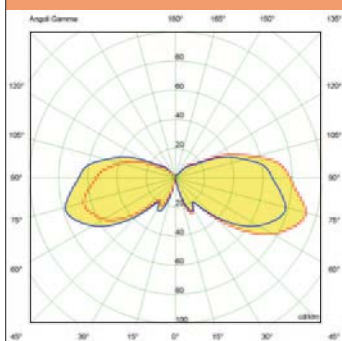
.S70

HQI 70W

.H70

* ADD THESE SUFFIXES TO THE REFERENCES MENTIONED IN THE CATALOGUE

PHOTOMETRIC DATA SAMPLE



SAURO1100 clear SON 70W.

Sauro height 1,1mt
Area: 6x6 mt - average 23 lux

The photometric data for all the versions are available upon request or on our website.

SAURO E27
CLASSIC BOLLARD

BULKHEAD

FLOODLIGHT

IN-GROUND

BRICKLIGHT

BOLLARDS

GARDEN

URBAN CLASSIC

URBAN MODERN

HIGH-BAY

POST

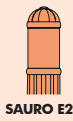
LAMPS



MADE IN
ITALY



SAURO LED



SAURO E27

SAURO 1100
D15.555

Pcs 1
Kg 4
mc 0,068

150

1100

Ø245

SAURO 800
D15.554

Pcs 1
Kg 3,1
mc 0,05

150

800

Ø245

MIRELLA
D15.505

Pcs 1
Kg 1,7
mc 0,037

520

240

SAURO 500
D15.553

Pcs 1
Kg 2,7
mc 0,032

150

500

Ø245

BULKHEAD

FLOODLIGHT

IN-GROUND

BRICKLIGHT

BOLLARDS

GARDEN

URBAN CLASSIC

URBAN MODERN

HIGH-BAY

POST

LAMPS