

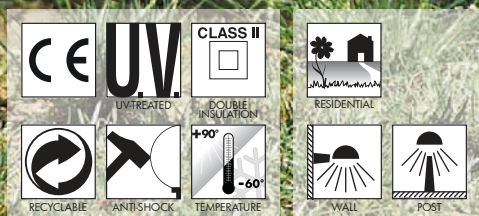
# GLOBE 300 MODERN

MEDIUM SIZE

Ø 300 mm PMMA globe, complete with modern globe base made of shockproof resin material, UV-rays stabilized, rust and corrosion-free. Suitable for post top or wall installation. Supplied as optional with TÜV approved, long-life and efficient **LED filament lamps** suitable for outdoor use. Insulation class II, protection rating IP 55.

*Globo Ø 300 mm in polimetilmetacrilato (PMMA) completo di base moderna realizzata in resina antiurto, stabilizzata ai raggi UV, inattaccabile da ruggine e corrosione. Idoneo per il montaggio a palo o a parete. Fornito anche completo di lampadine LED a filamento adatte ad uso in ambiente esterno, approvate TÜV, di lunga durata ed elevata efficienza. Classe di isolamento II, grado di protezione IP55.*

G31.262








**GLOBE 300 MODERN - COMPONENTS**

IP55



Ø 300 mm **GLOBE** made of UV-rays stabilized polymethylmethacrylate (PMMA), one piece only. Available in clear, opal or smoked colour.

**GLOBO** Ø 300 mm in polimetilmetacrilato (PMMA), resistente all'ingiallimento ed ai raggi UV, realizzato in un unico pezzo. Disponibile nei colori trasparente, bianco o fumé.



**GLOBE BASE** with modern design made of shockproof resin material, UV-rays stabilized, rust and corrosion-free. Supplied complete with E27 lampholder.

**REGGIBOCCIA** con disegno moderno realizzato in resina antiurto, stabilizzato ai raggi UV, inattaccabile da ruggine e corrosione. Fornito completo di portalamпада E27.

**GLOBE 300 MODERN**

G31.B30 \*



**Dimensions and weight**

Height: 310 mm  
Diameter: 300 mm  
Weight: 1,4 Kg

**Moulded colours:**

Black White

**Diffuser PMMA:**

Clear Opal Smoked

**E27 VERSIONS**



Globe supplied with E27 base. Provided as an option with TÜV approved, long-life and efficient LED filament lamps suitable for outdoor use with built-in driver fully protected against heat and humidity by silicone paste.

| E27 (GLS-CFL-LED) | max 75W<br>max 190 mm | * ADD SUFFIX .E27 |
|-------------------|-----------------------|-------------------|
| 6 W               | 800 Lm                | 2700 K .F1R       |
| 8 W               | 1000 Lm               | 2700 K .M1R       |
| 12 W              | 1500 Lm               | 2700 K .N1R       |



6W  
8W  
12W = 60W  
75W  
100W incandescent

**SAVE 90%**

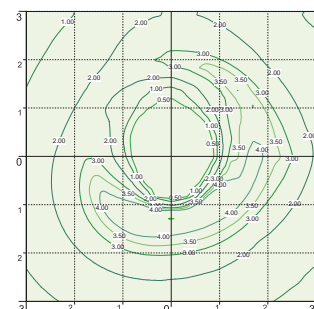
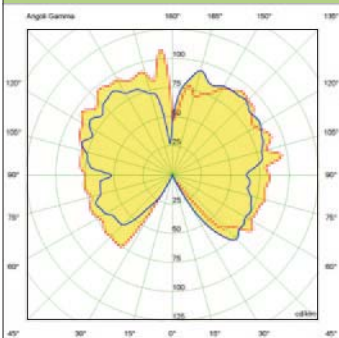
**LED LAMPS**



More technical details about TÜV approved Fumagalli LED Lamps on page 468.

\* ADD THESE SUFFIXES TO THE REFERENCES MENTIONED IN THE CATALOGUE

**PHOTOMETRIC DATA SAMPLE**



**GLOBE 300 MODERN** clear with Fumagalli Filament Led Lamp 6W.

POST height 2mt  
6x6mt area: average 2,5 lux

The photometric data for all the versions are available upon request or on our website.

**GLOBE 300 MODERN**  
MEDIUM SIZE

BULKHEAD  
FLOODLIGHT  
IN-GROUND  
BRICKLIGHT  
BOLLARDS  
GARDEN  
URBAN CLASSIC  
URBAN MODERN  
HIGH-BAY  
POST  
LAMPS





**ILIO/GLOBE 300**  
G31.251

Pcs 2  
Kg 5,7  
mc 0,1144

| ELISSA 1400/ELISSA 1900/<br>G300 |                              | ELISSA 1900/<br>G300 |                 |
|----------------------------------|------------------------------|----------------------|-----------------|
| G31.280                          | G31.281                      | G31.281              | G31.281         |
| Pcs 2<br>Kg 9,2<br>mc 0,200      | Pcs 2<br>Kg 15,9<br>mc 0,232 | 1900<br>G31.281      | 1400<br>G31.280 |

| ORIONE<br>2450/G300          |                              | ORIONE<br>2850/G300 |                 |
|------------------------------|------------------------------|---------------------|-----------------|
| G31.284                      | G31.285                      | G31.285             | G31.285         |
| Pcs 2<br>Kg 24,7<br>mc 0,225 | Pcs 2<br>Kg 28,4<br>mc 0,246 | 2850<br>G31.285     | 2450<br>G31.284 |

| ENEA 2000 ELI/<br>G300 3L    |                              | ENEA 2400 ELI/<br>G300 3L |                     |
|------------------------------|------------------------------|---------------------------|---------------------|
| G31.264.L30                  | G31.265.L30                  | G31.265.L30               | G31.265.L30         |
| Pcs 2<br>Kg 36,7<br>mc 0,400 | Pcs 2<br>Kg 40,4<br>mc 0,421 | 2660<br>G31.265.L30       | 2260<br>G31.264.L30 |

**ARGO/G300**  
G31.241 resin

Pcs 4  
Kg 6,7  
mc 0,148

**FEBO 500/G300**  
G31.261 resin

Pcs 2  
Kg 6  
mc 0,117

**FEBO 1500/G300**  
G31.263

Pcs 2  
Kg 13,9  
mc 0,178

| ENEA 2000/<br>G 300          |                              | ENEA 2400/<br>G 300 |                 |
|------------------------------|------------------------------|---------------------|-----------------|
| G31.264                      | G31.265                      | G31.265             | G31.265         |
| Pcs 2<br>Kg 22,7<br>mc 0,171 | Pcs 2<br>Kg 26,4<br>mc 0,192 | 2700<br>G31.265     | 2300<br>G31.264 |

| ENEA 2000 ELI/<br>G300 2L    |                              | ENEA 2400 ELI/<br>G300 2L |                     |
|------------------------------|------------------------------|---------------------------|---------------------|
| G31.264.L20                  | G31.265.L20                  | G31.265.L20               | G31.265.L20         |
| Pcs 2<br>Kg 33,1<br>mc 0,340 | Pcs 2<br>Kg 36,8<br>mc 0,361 | 2660<br>G31.265.L20       | 2260<br>G31.264.L20 |

BULKHEAD

FLOODLIGHT

IN-GROUND

BRICKLIGHT

BOLLARDS

GARDEN

URBAN CLASSIC

URBAN MODERN

HIGH-BAY

POST

LAMPS