

MCB Miniature Circuit Breakers series BMS0-DC



BM015116



BM015216

Schrack-Info

For use in DC power systems.

- According IEC/EN 60947-2
- Insulated terminal guide for secure connection
- Lift and clamp terminals on both sides
- Window with positively driven contact position indicator for each pole
- Terminal cross-section 1 – 25mm²

NOTE

Observe polarity when connecting!

ACCESSORIES

Auxiliary contact

Signal contact

Remote release

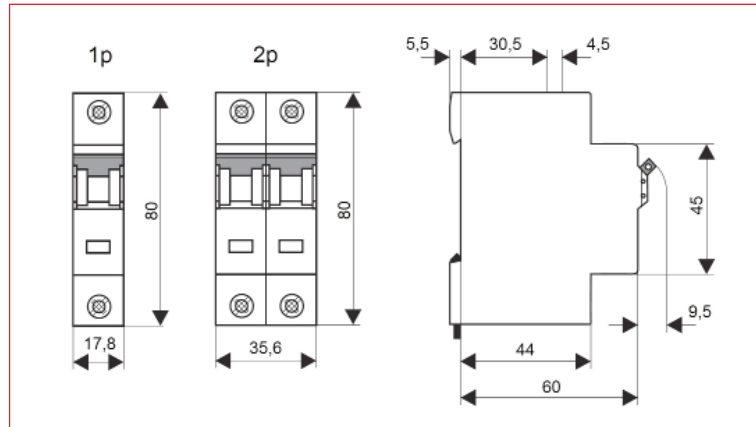
Busbar

Automatic remote switching unit (FSA)

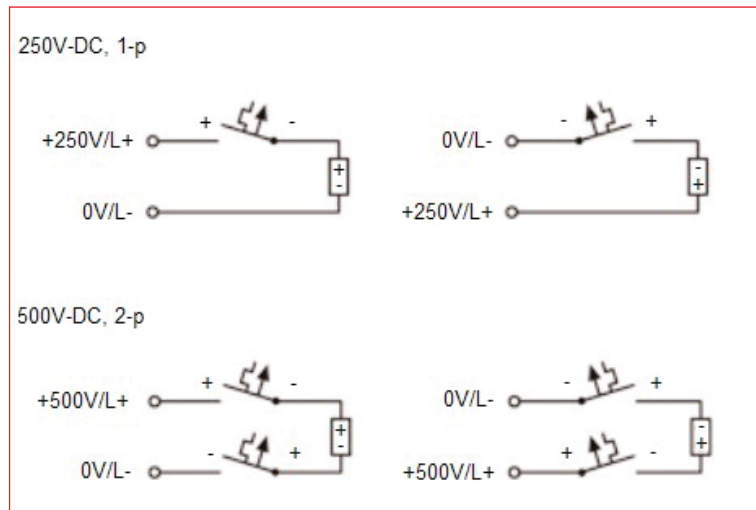
Standards:	EN 60947-2
Poles:	1 or 2 pole
Rated voltage:	250V-DC (1 pole), 500V-DC (2 pole)
Rated isolation voltage:	500 V-DC
Rated current:	2 - 50A
Tripping characteristic:	C according IEC/EN 60898
Rated tripping characteristic: no tripping current:	$I_{nt} = 1, 13 I_n$
tripping current:	$I_t = 1,45 I_n$
Undelayed tripping current:	Characteristic C, $7 I_n < I_{mt} \leq 15 I_n$; $t(I_{mt}) < 0,1 \text{ sec}$
Rated short-circuit capacity I_{cn} :	6 kA according EN 60898
Energy limiting class:	according class 3
Max. back up fuse:	max. 100A gG
Rated impulse withstand voltage U_{imp} :	4000 V (1,2 / 50) μsec
Rated tripping temperature:	-5 °C up to +40 °C
Operating temperature:	-40 °C up to +75 °C
Calibrated for ambient temperature:	30 °C
Factor of temperature:	0,5% / K
Degree of protection:	IP 20 (covered IP40)
Endurance:	< 1.500 operating cycles (mechanical < 8500)
Finger and hand touch safe:	acc. to BGV A3
Terminals:	Double clamp / lift terminal
Terminal cross-section:	1 - 25mm ²
Terminal width 1 MW:	17,8mm
Terminal tightening torque:	2 - 2,4Nm
Mounting:	on DIN rail by latching snap-on mounting

MCB Miniature Circuit Breakers series BMS0-DC

Dimensions



Wiring diagram



MCB Miniature Circuit Breakers series BMS0-DC, 1-pole



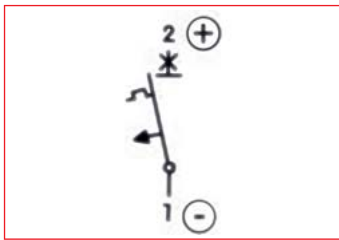
BM015106

Schrack-Info

Most common accessories:

- Auxiliary contact 1 NO / 1 NC BM900001
- Busbar 10 mm²/1-pole BS900140

Wiring diagram



DESCRIPTION	AVAILABLE	ORDER NO.
2A		BM015102
3A		BM015103
4A		BM015104
6A		BM015106
10A		BM015110
13A		BM015113
16A		BM015116
20A		BM015120
25A		BM015125
32A		BM015132
40A		BM015140
50A		BM015150



Order no. blue: on stock, usually ready for delivery on the day of order

MCB Miniature Circuit Breakers series BMS0-DC, 2-pole



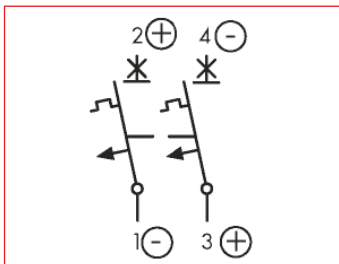
BM015206













Schrack-Info

Most common accessories:

- Auxiliary contact 1 NO / 1 NC BM900001
- Busbar 10 mm²/2-pole BS900111

Wiring diagram



DESCRIPTION	AVAILABLE	ORDER NO.
2A		BM015202
3A		BM015203
4A		BM015204
6A		BM015206
10A		BM015210
13A		BM015213
16A		BM015216
20A		BM015220
25A		BM015225
32A		BM015232
40A		BM015240
50A		BM015250

